



### District Report Card: 2017


<b>State:</b> Odisha	<b>District:</b> Jagatsinghpur
<b>Class:</b> 5	<b>Subject:</b> Language
<b>Schools:</b> 12	<b>Students:</b> 248


### Participation/Coverage


#### Students

<b>GENDER</b> 	Boys		Girls	
	Number	%	Number	%
	127	51.21	121	48.79

<b>AREA</b> 	Rural		Urban	
	Number	%	Number	%
	248	100.00	0	0.00

<b>CATEGORY</b> 	SC		ST		OBC		GEN	
	Number	%	Number	%	Number	%	Number	%
	120	48.39	26	10.48	80	32.26	22	8.87

<b>CWSN</b> 	LD	VI	HI	S&LD	ID	Oth
	0	0	0	0	0	1

<b>Management</b> 	Government		Government-aided	
	Number	%	Number	%
	248	100.00	0	0.00

### Average Performance of Students in Language (%)

Overall	Gender		Area		Management		Social Group			
	Male	Female	Rural	Urban	Govt.	Aided	SC	ST	OBC	GEN
75.75	77.01	74.44	75.75	0.00	75.75	0.00	74.89	89.23	73.25	73.64

### Performance on Learning Outcomes (LOs)

Learning Outcomes	Description	Average Performance(%)
L504	Reads and comprehends independently storybooks, news items/ headlines, advertisements etc.	72.98
L508	Reads text with comprehension, locates details and sequence of events	77.14

Range of Performance of Students who Answered Correctly							
Below 30%		30% - 50%		50% - 75%		Above 75%	
Number	%	Number	%	Number	%	Number	%
1	0.40	13	5.24	107	43.15	127	51.21

### Lowest Performing Learning Outcomes (LOs)

- 1 - Reads and comprehends independently storybooks, news items/ headlines, advertisements etc. (72.98)
- 2 - Reads text with comprehension, locates details and sequence of events (77.14)